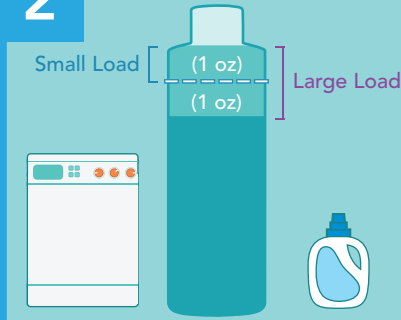


1



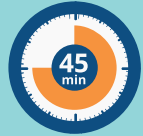

Gather your washable items that came in contact with head lice infested individuals.

2



Add 1 oz laundry additive to small loads & 2 oz to large loads with your detergent.

3



Put your clean washable items in your dryer on the hot setting for at least 45 minutes.

Tip #1

Stuffed animals, plush toys, hats and soft hair accessories that have come in **contact with lice** and are **not washing machine safe** should be placed in bags and put outside of the home for **14 days**. You do not need to treat plastic toys.

Tip #2

Clothing or bedding that has come in contact with lice and is **not washing machine safe** should be placed in bags & put outside of the home for **14 days**.

Tip #3


Do not add laundry additive to **steam cleaners**. Laundry additive should only be added to your washing machine.

1




Lightly mist furniture, throw pillows and car interior with household spray.

2



Lightly mist carpets and area rugs with household spray. Let it sit for 5 minutes.

3



After 5 minutes time, vacuum all carpets and area rugs that were misted with household spray.

### Tip #1

You **do not need to treat** furniture or houseware made of leather/synthetic leather, or suede material.

### Tip #2

All fabric items in the car that **cannot be removed** or **washed**, including car seats, should be misted with household spray.

### Tip #3

When using household spray, **lightly mist affected items**. Soaking the material is not necessary.